

BIRD OF PEACE



It's important for women and men—and boys and girls—to have equal opportunities. We all deserve things like food, a home, education, and respect. Equality is important for peace and unity.

The Bahá'í writings say that humanity is like a bird, and its wings stand for women and men. Both wings need to be strong for the bird to fly. You can make a flying peace dove as a reminder of peace and equality.

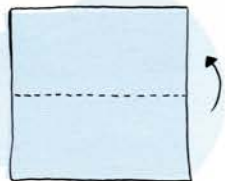
THE DOVE IS A SYMBOL OF PEACE IN MANY CULTURES.

YOU NEED

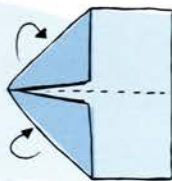
- 7" x 7" white paper
- scissors
- ruler
- colorful markers
- 3' of thread
- 3 medium-sized beads
- a needle (and an adult to help)

WHAT TO DO

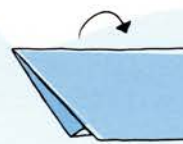
1. Fold the paper in half, then open it again.



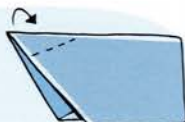
2. Fold the two corners on the left side to the center line.



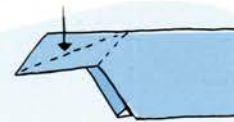
3. Fold in half again along the center line.



4. Fold the triangle tip down. Then fold it backwards along the same crease.



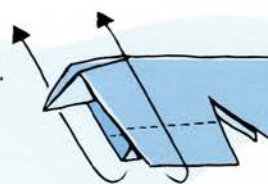
5. Push the center crease of the diamond tip inward, to make a beak.



6. Using a ruler, draw a 2" tall triangle at the bottom right, and cut it out to make wings.



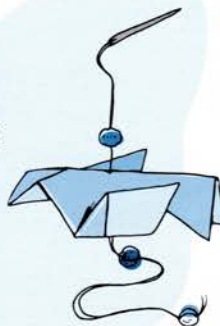
7. Fold each wing upward.



8. With an adult's help, thread the needle until the ends of the thread meet. Knot one bead at the center of the thread, and one at the bottom.



9. Push the needle up through the center crease, in the middle of the dove. Knot a bead on top. Cut off the needle and tie the ends together.



10. Decorate with markers and add a prayer for peace. Hang your peace dove.



ACTIVITY BY
LISA BLECKER